

Chess Browser Help

Contents

Overview

General info, System requirements

About Chess Browser

Author, Copyright

Shareware Registration

Benefits of registering, Registering online, Entering reg code, Methods of payment

About PGN Files

File format basics, Finding PGN files on the web

Chess Game Library

Adding/removing games from the library, Viewing games in the library, Sorting the library, Searching the library

Replaying Games

Viewing options, Jumping to moves, Auto-play, Notation options

Entering Moves

Move notation

Editing Game Information

Standard game information, Additional information

Opening/Saving/Importing Games

Opening PGN files, Multi-game PGN files, Importing Yahoo Chess games, Saving PGN files

Resources

Web site, Feedback, Bug reports

Overview

Chess Browser is a program for viewing and editing chess games. Chess Browser uses a standard format known as PGN (Portable Game Notation). Most current chess programs can read PGN files.

Some of the notable features of Chess Browser include a Chess Game Library which makes it easier to find the game you are looking for, a simple intuitive method for quickly replaying games, easy importing of games recorded by Yahoo Chess, and easy text entry of moves.

Chess Browser does NOT play chess. It is meant to be a method for easily storing and playing back games, not as a program to play against.

Chess Browser requires Mac OS X.

About Chess Browser

Chess Browser was written by Kevin L. Gong. It is copyright 2002 by Kevin L. Gong. It may be **freely** distributed so long as it is distributed in unmodified form with all accompanying documentation. Distribution via fee-based methods (for example, CD's or DVD's sold to the public) is strictly prohibited without the expressed written consent of Kevin L. Gong.

Shareware Registration

Chess Browser is a shareware application. This means you are free to try it out, but if you decide to use it you must pay the shareware registration fee. Currently, the fee is just \$8 (US dollars).

If you pay the fee, you will receive a registration code which will prevent the shareware notice from coming up every time you launch Chess Browser. You'll also receive free lifetime upgrades.

To register, simply go online and visit the registration page:

<http://order.kagi.com/?XY5>

Payment is accepted via credit card, check or money order, or cash of any major type of currency.

Once your payment is accepted, you will be emailed a registration code. Select **Enter Reg Code...** from the Chess Browser menu and enter that code.

About PGN Files

Chess Browser reads and writes PGN files. PGN (Portable Game Notation) is

a standard way to save chess games. PGN files are readable text files. If you like, you can edit them by hand with any text editor. The basic format is a section of tag/value pairs (providing information like date, site, round) followed by the moves. Here is a sample PGN file:

```
[Date "1986.04.04"]
[Result "1-0"]
[White "Kevin Gong"]
[Black "Tuy Buckner"]
[Round "1"]
[Site "Berkeley, CA"]
[Event "Berkeley Chess Club April 1986"]
[BlackUSCF "1351"]
[WhiteUSCF "0"]

1. d4 d5 2. Nc3 Nf6 3. Nf3 b6 4. Bf4 Ba6 5. g3 e6 6. Ne5 Bd6 7. e3 Bxf1 8. Rxf1
Nbd7 9. Qd3 O-O 10. O-O-O Bxe5 11. Bxe5 Ng4 12. f3 Ndx5 13. dxe5 Nxe5 14. Qd4
f6 15. e4 c5 16. Qa4 Nc4 17. Rfe1 d4 18. Qxc4 Qd6 19. f4 Kh8 20. Nb5 Qc6 21.
Nxd4 b5 22. Qxb5 Qb6 23. Qxb6 axb6 24. Nxe6 Rfe8 25. Nc7 Rxa2 26. Nxe8 c4 27.
Rd8 g6 28. Nd6+ Kg7 29. e5 b5 30. exf6+ Kxf6 31. Nxb5 Ra5 32. Rd6+ Kg7 33. Nd4
Ra7 34. f5 c3 35. bxc3 Ra1+ 36. Kd2 Ra7 37. fxg6 hxg6 38. h4 Ra5 39. Rd7+ Kh6
40. g4 Ra6 41. Re6 Rxe6 42. Nxe6 g5 43. hxg5+ Kg6 44. Rg7# 1-0
```

The order of the tag/value pairs is not important. For a complete specification of the PGN file format, visit the Chess Browser web site at <http://kevingong.com/ChessBrowser/>.

PGN files may contain more than one game. In fact, a single PGN file may contain dozens, hundreds, or even thousands of games. The games are simply concatenated together into one file; there is no additional information in the file to separate games. To avoid confusion, I will refer to single-game PGN files and multi-game PGN files to distinguish the two. Chess Browser can read both single-game and multi-game PGN files. However, it can currently only write single-game PGN files. Chess Browser can handle large PGN files -- I have used it to open a PGN file over 2MB in size. It did handle a bit sluggishly, but otherwise seemed to work fine.

You can find many existing PGN files on the web, especially for games between grandmasters. See the Chess Browser web site for a list of sites with PGN files. Or simply do a web search for "PGN files."

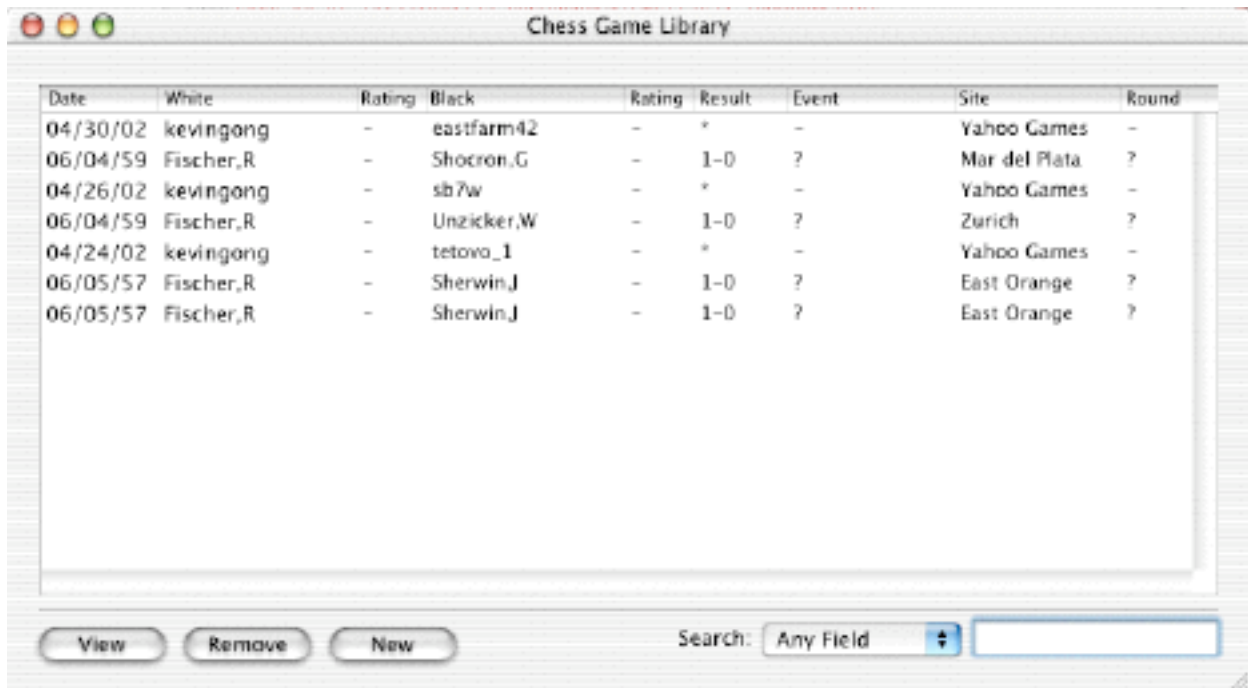
Chess Browser does correctly parse PGN files with move annotations, recursive annotation variations, and comments. However, the annotations, variations, and comments are ignored and will not be written out if you subsequently save the file. This feature will be added in a future version of Chess Browser.

Chess Game Library

At the heart of Chess Browser is the Chess Game Library. The library is a list of chess games in separate PGN files. You can use the Chess Game Library to keep track of all of your own games, or Kasparov's or Fischer's games. You can keep all these games in your library and easily sort and search to find what you're

looking for.

When you first run Chess Browser, you will see the Chess Game Library window. It will have a few sample games in it. You can add and delete games easily. The library is saved so that if you quit Chess Browser, the list will be restored the next time you run Chess Browser. If you don't want the library to appear automatically, unselect **Show game library on launch** in the **Preferences**.

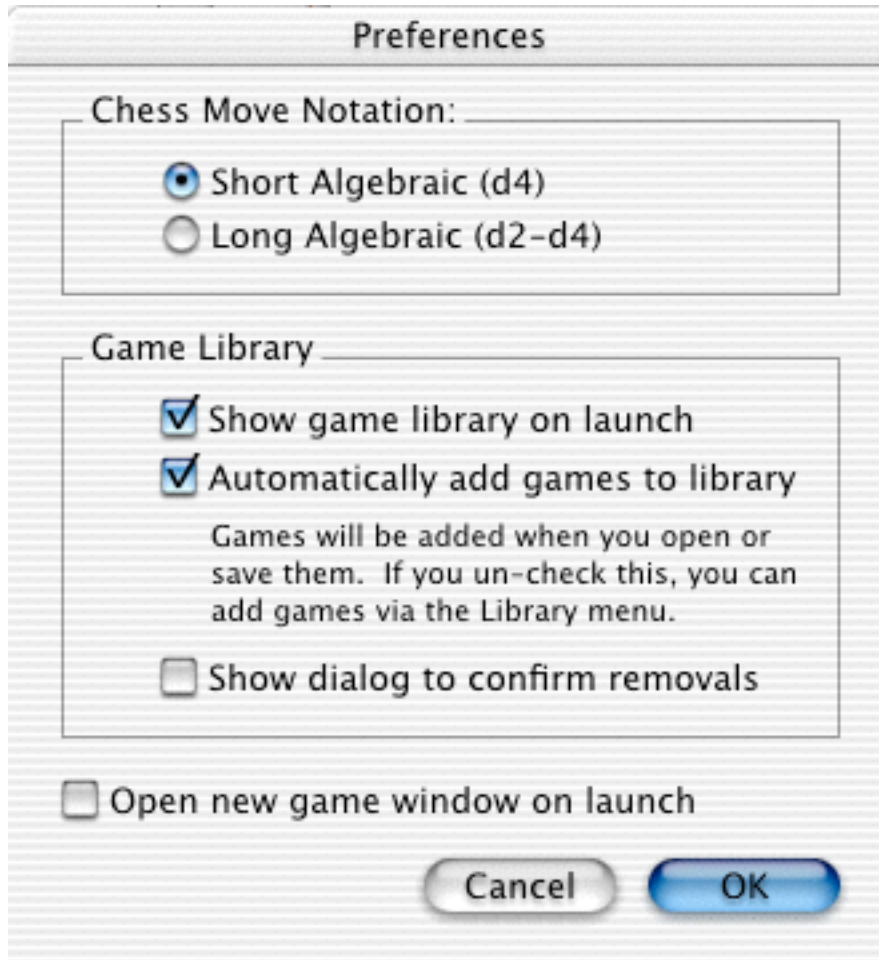


Chess Game Library

There are two ways to add games to the library. By default, every game you open or save will be added to the library. If you do not want this to occur, you can uncheck **Automatically add games to library** in the **Preferences**. Then, to add a game to the library, you must select **Add Game To Library** in the **Library** menu; this will add the frontmost game to the library.

When you add a game to the library, a copy is saved in the **Chess Browser Data** folder in the **Documents** folder. When you subsequently try to view games in the library, Chess Browser tries to open the original PGN file. However, if you have moved or deleted the original file, then the copy is opened.

If **Automatically add games to library** is checked in the **Preferences**, then whenever you edit the original PGN file, the changes are reflected in the game library. If the option is not checked in the preferences, then you can update manually by selecting **Update Game In Library**.



Preferences

You may sort the list of games by any of the columns (date, white, black, etc.). Simply click on the column heading. Click on it again to reverse the order.

You can search the library using the field on the bottom right of the library window. First, select, the type of search you want to perform from the pop-up menu. Then type in the keyword(s) you would like to search for. The search will be performed automatically as you type; there is no need to press the return key or click any button. Only the games which match your search will be shown. Clear the field to again see all the games.

To view a game in the library, select it in the list and click the **View** button. Alternatively, you can hit the **Return** key. As a short cut, you may also double-click a game in the list to view it.

To remove a game from the library, select it in the list and click the **Remove** button. Alternatively, hit the **Delete** key. In either case, a dialog will appear asking you to confirm. If you don't want this dialog to appear, you can unselect **Show dialog to confirm removals** in the Preferences. When you remove a game

from the library, the copy in the Chess Browser Data folder is deleted; the original file is left untouched.

Replaying Games

Chess Browser provides an easy interface for replaying games.



Chess Game View

Use the **View** menu to view the game from White's perspective (**Black on Top**) or from Black's perspective (**White on Top**).



View menu

Click the > button to play the next move and the < button to go back one move. Alternatively, you can use hit the space bar to play the next move and the delete button to go back one move.

Use the slider to jump to any move. The text below the board displays the current move. You may also click on a move in the list of moves on the right to jump to that move.

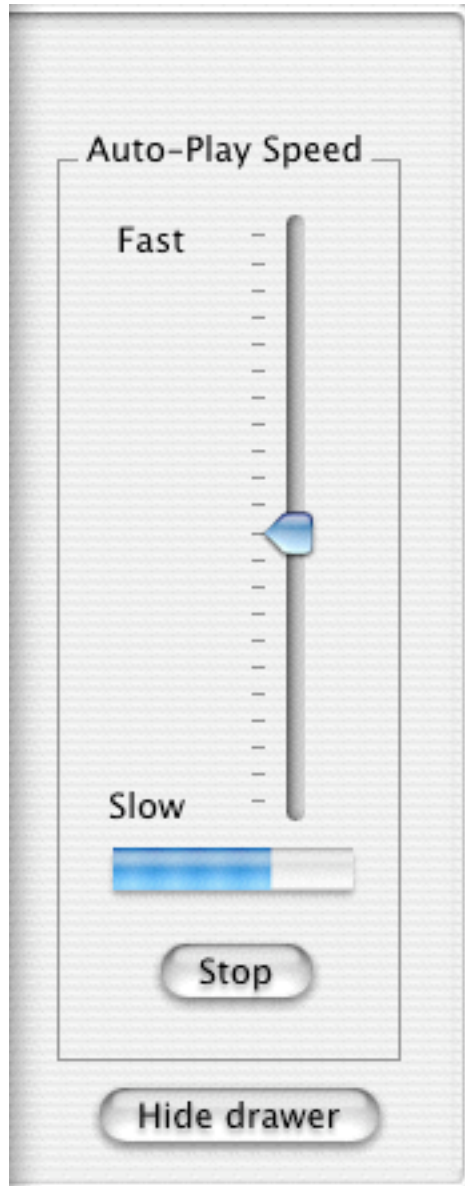
You can view moves in short algebraic or long algebraic notation by changing the **Preferences**.

Use the **History** menu to **Jump to start**, **Jump to end**, or **Jump to...** a move number.



History menu

Select **Start auto-play** from the **History** menu to begin automatic playback of the game. The moves will be played automatically one by one from the current position, ending when there are no more moves. A drawer will show up, allowing you to change the playback speed. Use the slider to adjust the speed faster or slower. The progress indicator shows you the duration between moves. Click the **Stop** button at any time to stop auto-play, or select **Stop auto-play** from the **History** menu. Click the **Hide drawer** button to hide the drawer; in this case, auto-play continues but the drawer is hidden. You can show the drawer again by selecting **Auto-play speed...** from the History menu.



Auto-play drawer

Entering Moves

You can create a new game by selecting **New** from the **File** menu. A new game viewer window will appear with an empty move list.

To begin entering moves, double-click on the space for White's first move. After you enter each move, you can press the tab key to go on to the next entry.

You can enter the move in short algebraic or computer algebraic notation. For example, you can enter Nc3 or b1-c3. Chess Browser is somewhat forgiving

and will try to interpret your entry as best it can. If it cannot decipher a move, it will ask you to try again. If you are having trouble entering a move, computer algebraic is your best bet. Note that you can enter moves in either format, regardless of your current notation setting in the preferences.

As you enter moves, the board will display the current position.

Currently, Chess Browser will not let you drag pieces to enter moves. This capability may be added to a future version.

Editing Game Information

There are two ways to edit game information.

To edit the standard game information, click the **Edit** button in the game window. Alternatively, select **Edit Player/Date Info** in the Edit menu. In either case, a sheet will appear allowing you to edit the standard game information.

The screenshot shows a dialog box titled "Edit Game Info Sheet" overlaid on a chessboard. The dialog contains the following fields and controls:

- White:
- Black:
- Result: (with a dropdown arrow)
- Date:
- Event:
- Site:
- Rating:
- USCF Ratings: (with a dropdown arrow)
- Round:
- Buttons: and

Edit Game Info Sheet

You may enter the date in a format other than year.month.day if you wish; the program is intelligent enough to convert it to the appropriate format. For example, "April 4th, 1986" would work.

To edit other game information, click the **More Info** button in the game window. A drawer will appear with a list of tag/value pairs. You can edit any field

by first double-clicking on it, then typing the new entry. To add a new tag, click the **Add New Tag** button. To close the drawer, click the **More Info** button again.



More Information Drawer

Opening/Saving/Importing Games

You can open single-game or multi-game PGN files by selecting **Open...** from the **File** menu. PGN files should be text files with the extension **.pgn**. If the file is a single-game PGN file, it will be displayed in a game window. If the file is a multi-game PGN file, the games will be listed in a new window similar in appearance

to the library window. You can then view individual games from that list.

You can open single-game or multi-game PGN files by selecting **Open...** from the **File** menu. PGN files should be text files with the extension **.pgn**. If the file is a single-game PGN file, it will be displayed in a game window. If the file is a multi-game PGN file, the games will be listed in a new window similar in appearance to the library window.

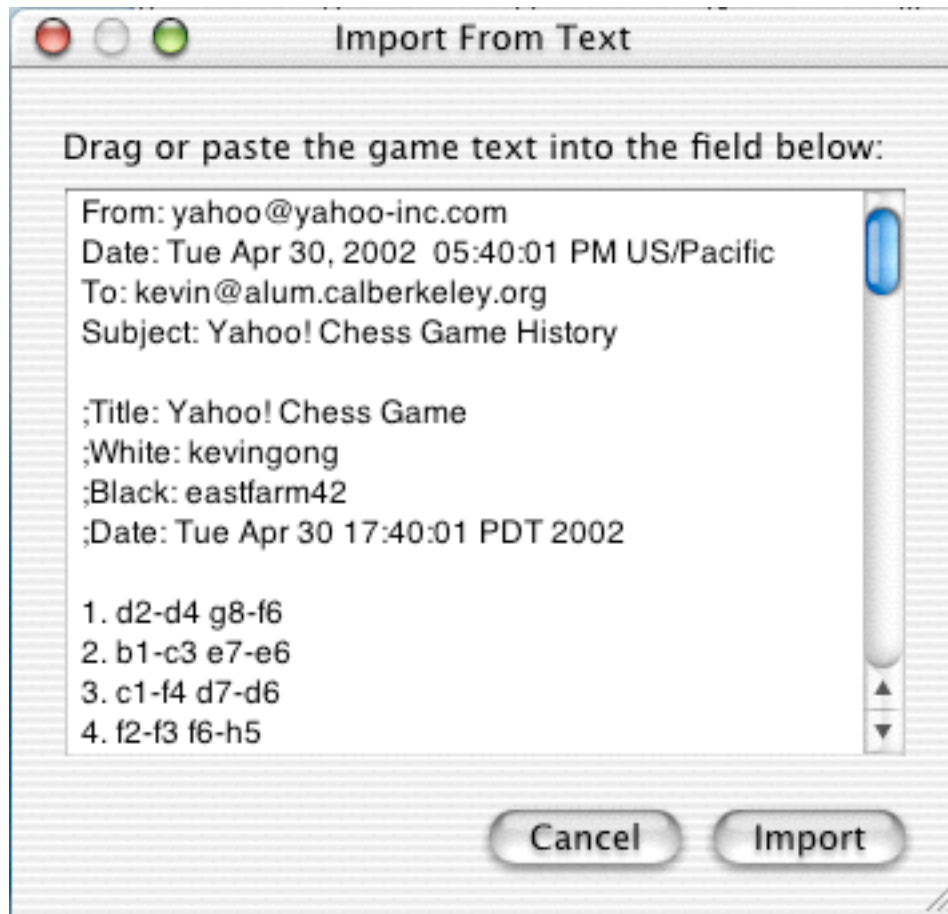


Date	White	Rating	Black	Rating	Result	Event	Site	Round
??/??/57	Fischer,R	-	Sherwin,J	-	1-0	?	East Orange	?
??/??/58	Fischer,R	-	Larsen,B	-	1-0	?	Portoroz izt	?
??/??/58	Petrosian,T	-	Fischer,R	-	1/2-1/2	?	Portoroz izt	?
??/??/59	Fischer,R	-	Shocron,G	-	1-0	?	Mar del Plata	?
??/??/59	Pilnik,H	-	Fischer,R	-	0-1	?	Mar del Plata	?
??/??/59	Fischer,R	-	Rossetto,H	-	1-0	?	Mar del Plata	?

Game list window

Chess Browser currently can only save single-game PGN files.

If you play Yahoo Chess, you can use Chess Browser to save the games you play. First, when you've completed a game in Yahoo Chess, have the game history sent to you via email. Then, in Chess Browser, select **Import From text...** in the **File** menu. Paste in the text of the game history email into the text dialog and click Import. Chess Browser will import all the moves, along with the title, date, and white and black players. Unfortunately, the game history email does not currently include game result or player ratings, so you will have to enter that yourself.



Import from Text dialog

Alternatively, if you've saved the email as a text file, you can choose **Import from file...** from the **File** menu. Actually, **Import from file...** behaves exactly the same as **Open...**, and either will allow you to open a PGN file or import a Yahoo chess game.

Note that Chess Browser handles the format of Yahoo Chess games as of June 2002. If Yahoo subsequently changes the format of the email history, this feature may not work correctly. However, I will do my best to keep this feature up-to-date.

Resources

For more information, please visit the Chess Browser web site at <http://kevingong.com/ChessBrowser/> .

Please also visit the web site to submit feedback or bug reports. As this is the first version of Chess Browser, your feedback is greatly encouraged to help shape future versions.